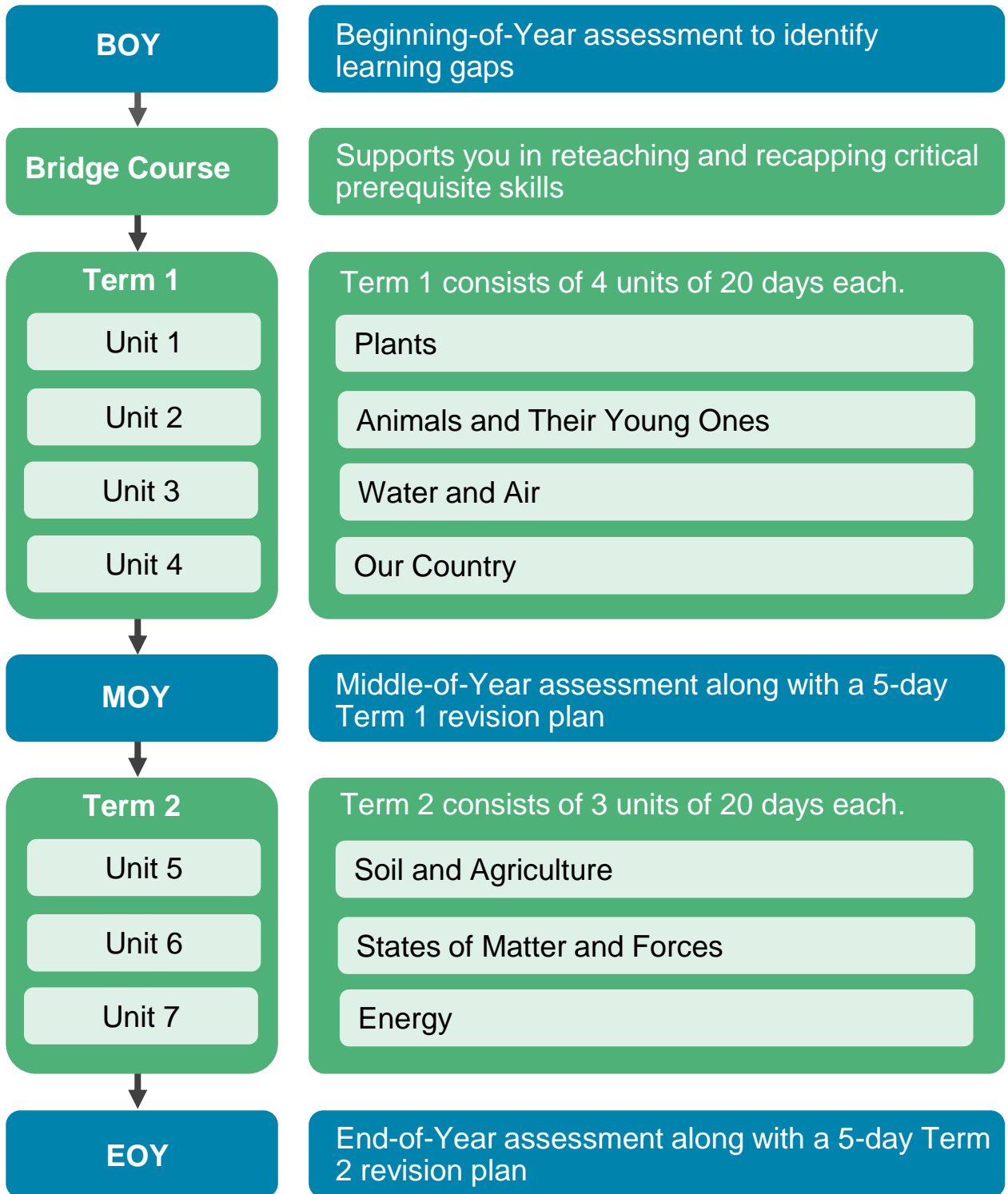


Learning Journey for the Year

Dear teachers, the table below summarises the learning journey you will cover with your students this year.



Detailed Syllabus for the year

The roadmap given below lists the units covered in each term. Term 2 units will be visible on the tab after the completion of the MOY assessment.



TERM 1

1

UNIT 1 — PLANTS

- Photosynthesis
- Reproduction in Plants
- Uses of Plants

2

UNIT 2 — ANIMALS AND THEIR YOUNG ONES

- Reproduction in Animals
- Life Cycles
- Taking Care of Young Ones

4

UNIT 4 — OUR COUNTRY

- Diversity in India
- Landforms in India and Their Features
- Effects of Landforms on Diversity

3

UNIT 3 — WATER AND AIR

- Importance of Air and Water
- Water Cycle
- Air Pollution

TERM 2

5

UNIT 5 — SOIL AND AGRICULTURE

- Types of Soil
- Importance of Soil and Agriculture
- Soil Erosion and Soil Pollution

6

UNIT 6 — STATES OF MATTER AND FORCES

- Three States of Matter
- Factors Affecting Motion
- Types of Forces

7

UNIT 7 — ENERGY

- Light Energy
- Heat Energy
- Electricity

The important skills that students will develop this year are:



THINKING SKILLS

- Solving real-world problems
- Creating new ideas
- Being curious
- Reflecting on their learning
- Learning from mistakes
- Thinking scientifically



COMMUNICATION SKILLS

- Communicating effectively
- Presenting ideas
- Using information
- Using different media



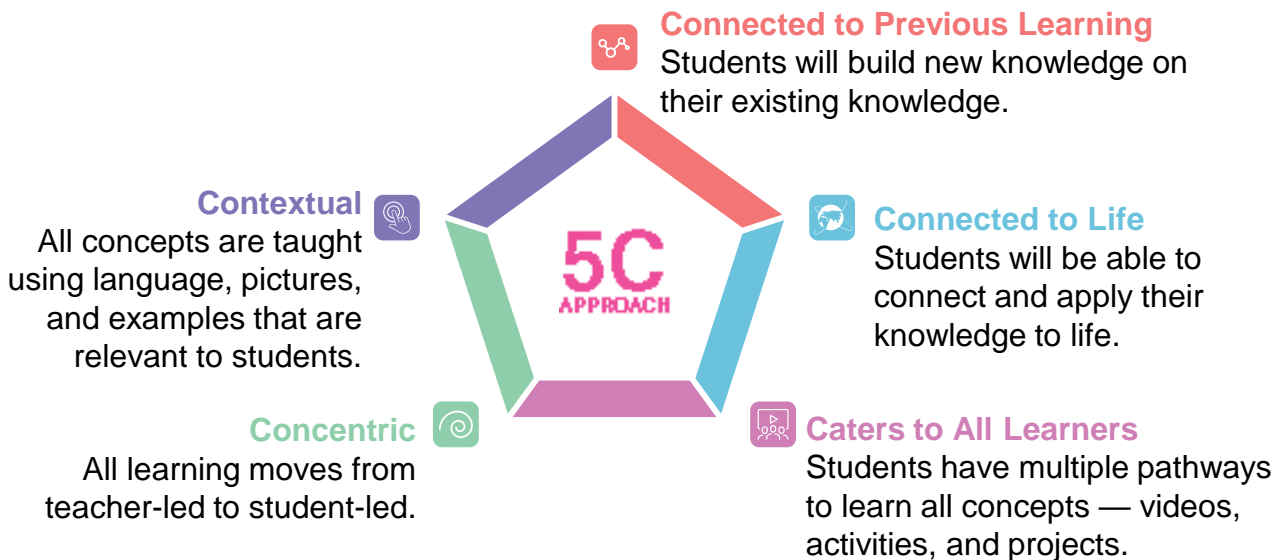
COLLABORATION SKILLS

- Working with others
- Appreciating others' ideas
- Resolving conflicts
- Connecting to their community

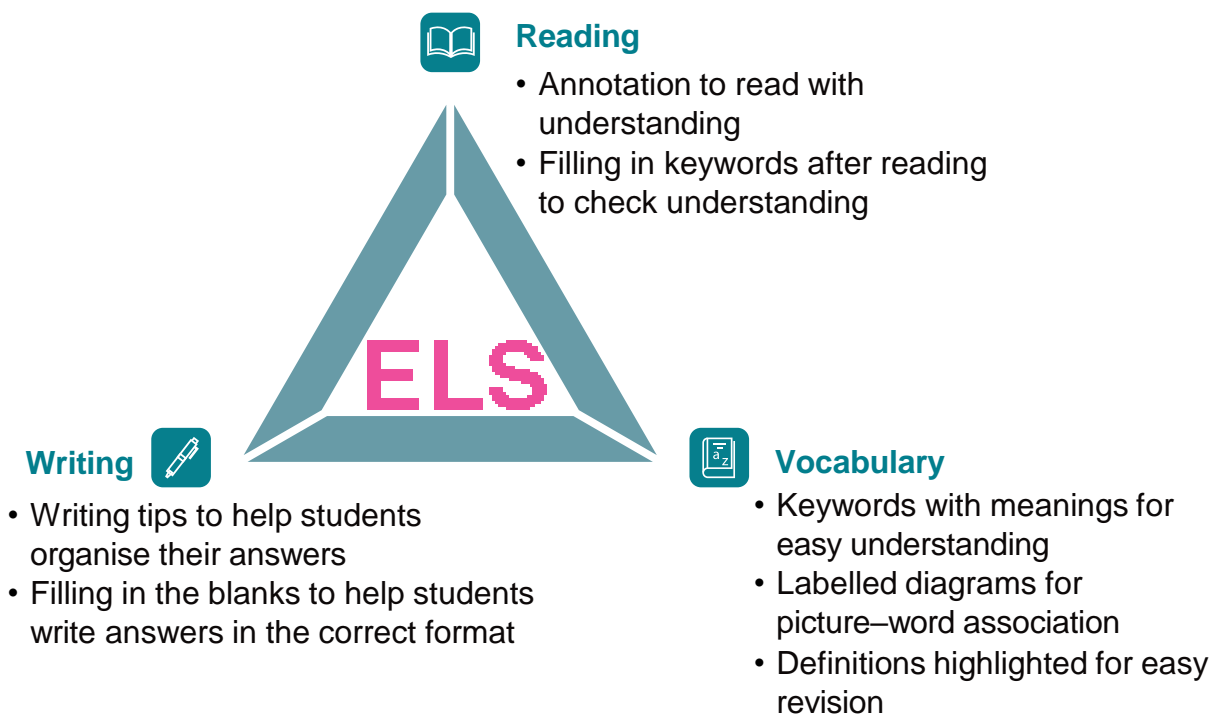
The LEAD Method

The infographics below show the LEAD method that you will be following with your students.

1. The 5C Approach: Every concept is taught through the 5C approach.



2. ELS: English Language Strategies



The LEAD Method

3. LBD: Learning by Doing is used in various ways to teach concepts.


Activities and Experiments



Demonstrations



Videos



Models and Charts



Presentations



Role-Plays



Important Icons

Icons and Features of the Books



Let's Think

Provides opportunities for building thinking skills



Let's Discuss

Provides opportunities for building communication skills



Let's Work Together

Provides opportunities for building collaboration skills



Reflection Corner

Helps students think deeply about their learning and how to improve for the future



Activity Corner

Helps students understand concepts and apply their learning

Keywords

Provides meanings of difficult words

Scan me



to watch a video.

Students can access important resources at home by scanning these codes using LEAD Student App.

Icons and Features in the Lesson Plans



Think

Ensure that you use the routines and structures mentioned in the plans to achieve excellence in each unit.



Observe



Read

Resources called LCRs will help you understand these in detail. The LCR for each routine or structure will be mentioned under 'Preparation Needed' the first few times that routine is used.



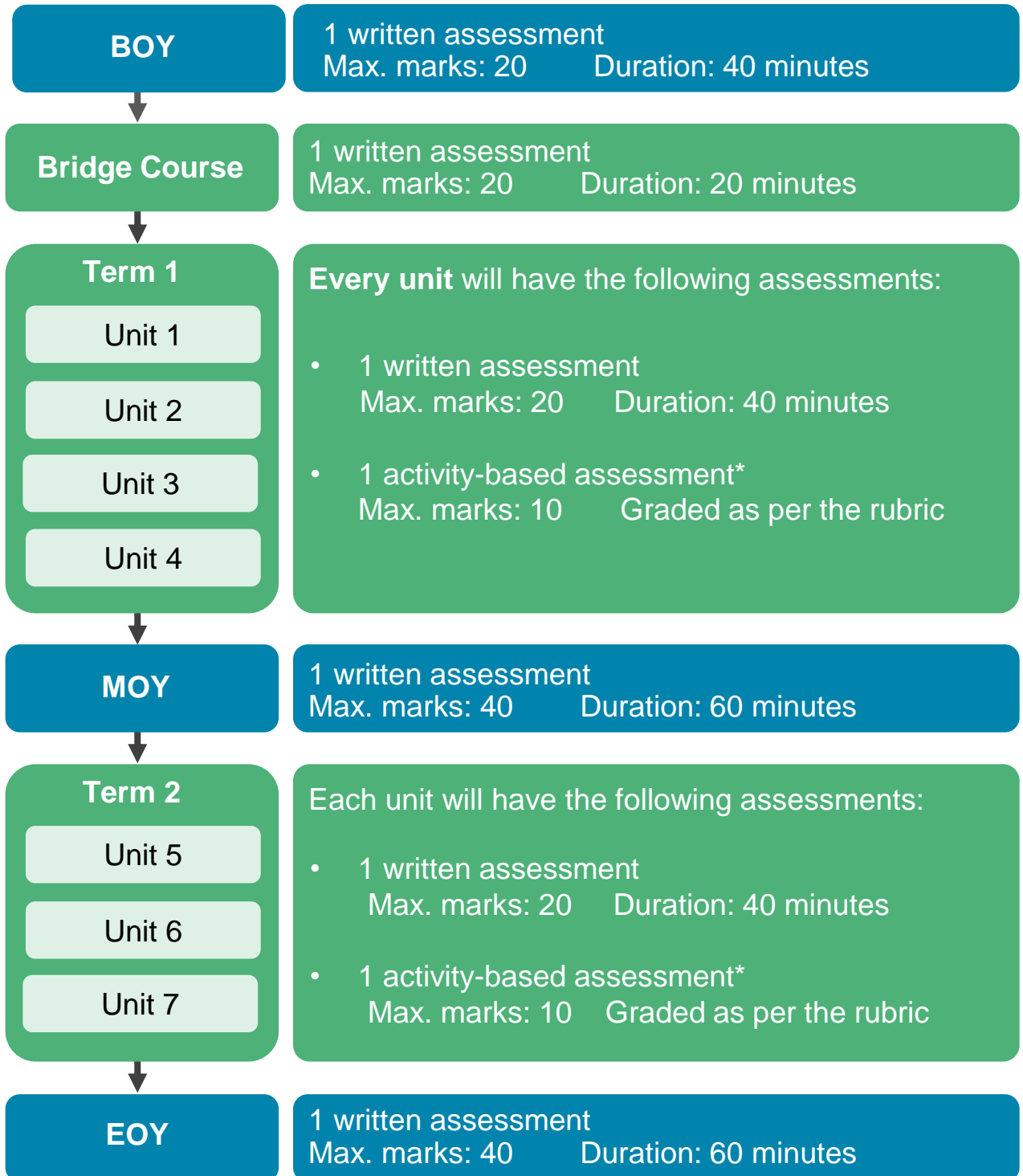
Turn and Talk



Think-Write-Pair-Share

Assessment Structure for the Year

The objective of assessments is to check if all students have understood the concept and can apply their learning. Based on the assessment data, it is very important to conduct remedial classes using LEAD's remedial recommendations before progressing forward. LEAD prescribes the following assessments:



*This is aligned with NEP 2020's recommendations to include activity-based assessments in primary grades.

Assessment Framework

Unit Assessments

The written unit assessments have the following structure:

Type of Question	Marks	Number of Questions	Total Marks
Multiple choice questions	1	4	4
Match the following	0.5	4	2
Fill in the blanks	1	4	4
Fill GO	3	1	3
Short answer questions	2	2	4
Long answer questions	3	1	3
		16 questions	20 marks

MOY and EOY Assessments

MOY and EOY assessments have the following structure:

Type of Question	Marks	Number of Questions	Total Marks
Multiple choice questions	1	6	6
Match the following	0.5	8	4
Fill in the blanks	1	8	8
Fill GO	3	2	6
Short answer questions	2	5	10
Long answer questions	3	2	6
		31 questions	40 marks

Assessment Framework

Spiralling in Assessments

- In the MOY assessment — 100% of the questions will be from Term 1 units.
- In the EOY assessment — 85% of the questions will be from Term 2 units and 15% will be from Term 1 units.
- In Unit Assessments — The Unit 1 assessment has no spiralling. In the Unit 2 assessment, 90% of the questions will be from the unit and 10% will be from previous unit. In every subsequent unit assessment, 85% of the questions will be from the unit and 15% will be from the previous two units. This is to help students practise concepts and be better prepared for the MOY and EOY assessments.

Difficulty Level of Questions

The difficulty levels of the questions in the assessments are based on board guidelines. All questions are categorised as per the table below:

	LOTS (Lower Order Thinking Skills)	MOTS (Middle Order Thinking Skills)	HOTS (Higher Order Thinking Skills)
Definition	Questions based on recalling knowledge	Questions based on applying skills in familiar scenarios	Questions based on applying skills in unfamiliar scenarios, analysing situations, and building on top of what was taught in class
Bloom's Level	Remember	Understand	Application (complex) Evaluate Analyse Create

In line with board guidelines, LEAD assessments follow the structure explained below.

Unit 1 — 60% LOTS : 30% MOTS : 10% HOTS

Unit 2 — 50% LOTS : 40% MOTS : 10% HOTS

Unit 3 — 40% LOTS : 50% MOTS : 10% HOTS

Unit 4 — 30% LOTS : 50% MOTS : 20% HOTS

MOY — 30% LOTS : 50% MOTS : 20% HOTS

Units 5, 6, and 7 — 30% LOTS : 50% MOTS : 20% HOTS

EOY — 30% LOTS : 50% MOTS : 20% HOTS

We gradually increase the level of difficulty for students in Term 1.

Materials Required

You will need the following materials for the various activities and experiments that will be conducted in Term 1.

To Be Taken from the School Kit	To Be Bought Locally
<p>Unit 1: Plants</p> <ul style="list-style-type: none"> • Bunsen burner • Tripod stand • Wire gauze • Test tube holder • Forceps 	<p>Unit 1: Plants</p> <ul style="list-style-type: none"> • Black marker — 1 • Chart papers — 14 • A4 sheets of paper — 5 • 50 ml alcohol • Clear/transparent long glasses — 6 • 250 cubic centimetre beaker — 1 • Boiling tube — 1 • Iodine solution • A pair of tongs • Plastic jars — 6 • Sticky notes — 15 • Clay
<p>Unit 2: Animals and Their Young Ones</p> <p>NA</p>	<p>Unit 2: Animals and Their Young Ones</p> <ul style="list-style-type: none"> • A pair of scissors for each student • An A4 sheet of paper for each student • Black marker — 1 • Egg — 1 • White chart papers — 6
<p>Unit 3: Water and Air</p> <ul style="list-style-type: none"> • A globe 	<p>Unit 3: Water and Air</p> <ul style="list-style-type: none"> • Chickpea seeds • Plastic bags with zips — 10 • Marker pen — 1 • Adhesive tape — 1 roll • Transparent cups — 20 • Red food colour • Chart papers — 15

Materials Required

You will need the following materials for the various activities and experiments that will be conducted in Term 1.

To Be Taken from the School Kit	To Be Bought Locally
Unit 4: Our Country <ul style="list-style-type: none">• CRP-12 — Rivers of India• CRP-13 — Lakes of India• CRP-14 — Maps of India	Unit 4: Our Country <ul style="list-style-type: none">• Green watercolour• Light blue and dark blue glaze papers• A bottle of glue• Scissors• Toothpicks• Chart papers — 5• A3 sheet of cardboard• Big birthday caps• Brown chart/glaze papers• White strips to write names on

The list of materials required for Term 2 will be uploaded after the completion of Term 1.